

Check us out on our web site at: <https://www.wisconsinforce.org/>

Check us out on Facebook @ Wisconsin Firearm Owners, Ranges, Clubs & Educators

March 15, 2018

### Upcoming Events

Richland Center  
WI State Open Indoor  
Championship  
 March 16& 17, 2018

De Pere Sportsmen's Club  
WI State Junior Indoor Rifle  
NRA Three and Four Position

Smallbore  
 April 7 & 8, 2018

Racine  
CMP Garand Match  
 March 24, 2018

Lodi  
Fullbore LR Individual  
Fund Raiser  
 April 7, 2018

Lodi  
Palma Individual Fund Raiser  
 April 8, 2018

Lodi  
CMP Junior Club Fund  
Raiser  
 April 14, 2018

Daniel Boone  
New Shooter Class/Match  
 April 28, 2018

Eau Claire  
Mid-range 4 gun 600  
 April 28, 2018


Green Bay  
Small Arms Firing School  
 April 28, 2018

Beloit  
Garand/Springfield/Vintage/Modern  
Military  
 April 29, 2018

Eau Claire  
80 shot NMC  
 April 29, 2018

See Calendar on web page for  
 other events:  
<https://www.wisconsinforce.org/>

## Wisconsin Firearm Owners Club of the year Beloit Rifle Club



Wisconsin Firearm Owners has chosen Beloit Rifle Club as the 2017 club of the year. Beloit is a staunch supporter of the Wisconsin Firearm Owners along with supporting the NRA and CMP.

Chartered in 1925 and affiliating with the National Rifle Association in 1927, the Beloit Rifle Club currently occupies 62 acres. This facility has become one of the finest in the Midwest featuring indoor and outdoor shooting and archery ranges.

Their main goal – promoting a safe shooting environment for the following disciplines: Trap, Black Powder, Black Powder Cartridge, Pistol, Silhouette, Archery, High Power Rifle, .22 Cal Benchrest, Centerfire Benchrest, Cowboy Action, Civilian Marksmanship and Defense Pistol.

Their facilities are used by the Rock County 4H Shooters, Boy Scouts, Young Marines, the Beloit Police Department, state policing organizations and Marine recruits. Safety education classes are also held.

#### A Brief History

1925 – Beloit Rifle Club is chartered – meetings held at Jones Hardware at the corner of 4<sup>th</sup> and Grand and featuring a 50 foot shooting range.

1927 – Affiliated with the National Rifle Association

1930 – meetings moved to Grinell Hall

1949 – meetings moved to former Besley Wells plant on 3<sup>rd</sup> Street

1968 – initial land purchased on Philhower Road

1974 – purchase of second parcel on Philhower Road

2001 – purchase of parcel behind current range

2004 – Opened the Cowboy Action Range on the back range

2011 – Completely upgraded the Main Range to “No Blue Sky” Safety Range

2014 – Opened the new 100 yard “No Blue Sky” range on the back range

2015 – Opened the new 200 yard and 500 meters “No Blue Sky” range on the back range.

Beloit has many active members in their community and is a very active Club. It is another asset to our Wisconsin Firearms Owners family. To find out more about Beloit Rifle Club go to: <http://beloitrifleclub.org/>

Wisconsin Firearms Owners is proud to present Beloit Rifle Club as our 2017 Club of the year.

## **Wisconsin Firearm Owners**

### **Member of the year**

#### **Steve Suhr**



This year's Wisconsin Firearm Owners, Ranges, Clubs and Educators member of the year is Steve Suhr. Steve is the president of the Racine County and an active member at Winnequah Gun Club. He has been and continues to be a staunch supporter of the 2<sup>nd</sup> amendment and of shooting sports. He is active in Highpower Rifle Competition coordinating and running the line not only Racine but also at Winnequah. If you ever shoot a rifle match at Winnequah you will be sure to see Steve running the line.

As a member of Winnequah Gun Club and President of Racine County Line Rifle Club, Steve is a great volunteer you can always count on to lend a helping hand.

Supporting the 2<sup>nd</sup> amendment is one of Steve's best qualities. Whether it is shooting in competitions, volunteering for to run the line at matches, Steve always works for our rights. Wisconsin Firearm Owners is Proud to present Steve Suhr with the 2017 member of the year.

## **2017 BEN KASPER AWARD Goes to Sam Cvikota**



Picture above is 2017 award winner Sam Cvikota

The Ben Kasper Award- Wisconsin Firearm Owners Junior Service Rifle Team's award for most improved junior shooter. The award is named after Ben Kasper. Ben was a distinguished high master junior shooter for the Wisconsin Service Rifle Team. He earned his distinguished badge at the age of 17. He was also a firing member of the 2004 National Junior Champion Two Man (Whistler Boy) team and the champion National Infantry Trophy (Rattle Battle) team. In 2006, Ben passed away at the age of 21 after a long struggle with cancer. This award honors Ben's relentless pursuit of excellence and the ideals of hard work and improvement that he exemplified in all areas of his life- especially the shooting sports.

The Ben Kasper award is determined by a junior shooter's improvement in their Camp Perry aggregate (the combined total of their scores in the President's 100, the National Trophy Individual, the National Trophy Team (six-person team) and the National Junior Trophy (two person team match)) between one summer and the next.

The award winner, Sam Cvikota, increased his 2016 to 2017 aggregate scores by 17 points. This past year, Sam and his teammate Thomas McGowan placed 17<sup>th</sup> in the 2-person team Freedoms Fire match at Nationals.

Beyond his shooting, Sam also exemplifies qualities of hard work, respect, coachability, and sportsmanship.

We are proud to present Sam Cvikota with the 2017 Ben Kasper Award.

## WISCONSIN FIREARM OWNERS

RANGES • CLUBS • EDUCATORS

### Photo Contest

Send in your best pictures to me at: [james@wisconsinforce.org](mailto:james@wisconsinforce.org)



If they are good enough, I will showcase them in the Trigger, Facebook and the website.

Please send a caption of who took the picture, place taken and maybe a short story.

Picture of Thomas McGowan

Picture taken by: Spencer McGowan at Eau Claire National Rifle Club September 4, 2017

ECNRC annual Labor Day M1 match Thomas is a Junior Service Rifle shoot. On this day he was shooting an M1.

Send me your Photo and if they are good enough I will put them in the Trigger. I look forward to seeing what you have.



### Contact Info:

#### Officers

President-Mike Stewart: [president@wisconsinforce.org](mailto:president@wisconsinforce.org)

Vice President-Dave Holub: [dave@wisconsinforce.org](mailto:dave@wisconsinforce.org)

Treasurer- Kaleb Hall: [kaleb@wisconsinforce.org](mailto:kaleb@wisconsinforce.org)

Secretary- James Melville: [james@wisconsinforce.org](mailto:james@wisconsinforce.org)

#### Board of Directors

John Durhan: [john@wisconsinforce.org](mailto:john@wisconsinforce.org)

Dale Anhalt: [dale@wisconsinforce.org](mailto:dale@wisconsinforce.org)

Sara Holub: [sara@wisconsinforce.org](mailto:sara@wisconsinforce.org)

Paul Reynolds Jr:

Jim Schonke: [jim@wisconsinforce.org](mailto:jim@wisconsinforce.org)

Jeff Rowsam: [jeffr@wisconsinforce.org](mailto:jeffr@wisconsinforce.org)

Brady Westling: [brady@wisconsinforce.org](mailto:brady@wisconsinforce.org)



## News from the Board

Next Board of Directors Meeting September 29, 2018

The election result is as followed: Mike Stewart-18 votes, Dave Holub-20 votes, Jeff Rowsam, and Paul Reynolds Jr.


Mike Cieslewicz will be stepping down as Treasurer and Kaleb Hall will be taking over. The other officers will stay the same and they are as followed Mike Stewart-President, Dave Holub-Vice President, Kaleb Hall-Treasurer and James Melville-Secretary.

**Help us protect your second amendment rights in Wisconsin!**  
**Join Wisconsin Firearm Owners, Ranges-Clubs-Educators today!**  
**This is cheap insurance to assure your gun, range, hunting, self-defense rights and your Freedom in Wisconsin.**

**Wisconsin Firearm Owners is 100% volunteer organization.**

## **WISCONSIN FIREARM OWNERS**

RANGES • CLUBS • EDUCATORS



### **2018 Junior Service Rifle Team Raffle**

**Help Our Juniors Repeat as National Champions!**

This year's raffle has two prizes: CMP M1 Garand and CMP Kimber Government Model 82 22LR First name drawn gets choice of prizes. Second name drawn gets remaining prize.

- The M1 is through the CMP. The winner must comply with existing CMP rules that apply to the sale of M1 rifles, which includes compliance with all State and Federal laws. The winner and the CMP will be notified, and the winner will be sent an application packet to be completed and returned to the CMP. This process ensures that the CMP M1 sales program is not compromised.

- The Kimber Government Model 82 22LR was donated by WFO member James Schrader.

**\$20 per Ticket—Limited to 300 Tickets Drawing is Sunday, April 15, 2018--2:00 pm**

**Central Wisconsin Gun Collectors Gun Show Fond du Lac County Fairgrounds 495 Martin Ave. Fond du Lac WI 54935**

All Federal and State Laws Apply—Need Not be Present to Win

**For tickets contact Dave Holub [holubdave@yahoo.com](mailto:holubdave@yahoo.com) (920)851-8625**

# WISCONSIN FIREARM OWNERS

RANGES • CLUBS • EDUCATORS

## Junior Supporters



<https://www.friendsofnra.org/>



<https://kriegerbarrels.com/>



<http://www.nosler.com/>



<http://www.bruxbarrels.com/>



<http://www.vortexoptics.com/>



<http://www.hodgdonreloading.com/>



<http://www.halltitle.com/>



<http://www.wisconsintrigger.com/>

### Wood County Rifle and Pistol Club

<http://www.wcrifle.org/>



<http://my.rclrc.net/index.php>

### HOLUB MACHINE & REPAIR, LLC

<http://www.newhighpower.com/>

### Central Wisconsin Gun Collectors Association

<http://www.centralwisconsin-gun.org/>

### Chippewa Brass & Aluminum Foundry LTD.



<https://www.chippewafoundry.com/>

## Wisconsin Firearm Owners (WFO)

### Mission

To promote and support the purpose and objectives of the National Rifle Association, while protecting and defending the Constitutions of the United States and the State of Wisconsin.

### Securing Our Rights

The assaults on the rights of today's firearms owner have never been stronger. These attacks on our civil rights come from anti-hunting, anti-gun, and anti-civil rights organizations. We must stand together to preserve the rights guaranteed to all free citizens under the Second Amendment, the U.S. Constitution, and the Wisconsin Right to Keep and Bear Arms. WFO has a constant presence in Madison helping to ensure your voice is heard. Whether it is the right to self-defense, micro stamping or hunting regulations, we are involved. Combine your voice with that of thousands like you in Wisconsin; our united voice cannot be ignored.

### Club and Range Support

We are the experts in the State advising the Wisconsin Department of Natural Resources, clubs, and businesses in upgrading, improving, and the design of ranges.

### Competitions

Matches and events are listed on our calendar. Match Directors can also utilize our on-line registration. NRA discipline championships are authorized and promoted by WFO. **Please join us today!**



# Headspace How to Check an AR15 Rifle for Regular Gun Folks

Story by Tom McHale from ammo land sport shooting news

USA --([Ammoland.com](http://Ammoland.com))- Headspace is one of those firearm concepts that seems way more complicated than it really is.

*It's important to invest a few minutes understanding it, however, because if it's not right, you can end up with a malfunctioning gun, or worse, one of those self-exploding firearms.*

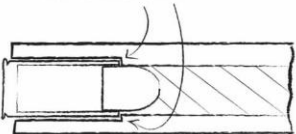
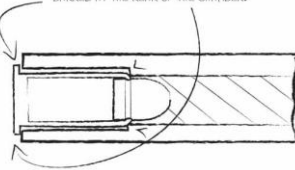
For the “headspace for dummies” definition, think of headspace as the amount of “free space” between the breech face and the bottom of the cartridge case when it's loaded in the chamber of a gun. We'll get more precise in a hot second, so hold this simplified thought for now. Just to be clear on terminology, the breech face is the flat part of the bolt, slide or frame where the firing pin hole is located. With semi-automatic guns, the breech face is part of the slide. As the slide moves forward, the breech face presses up against the bottom of the cartridge. The same concept applies to bolt action rifles. With a revolver, the breech face is actually part of the frame behind the cylinder.

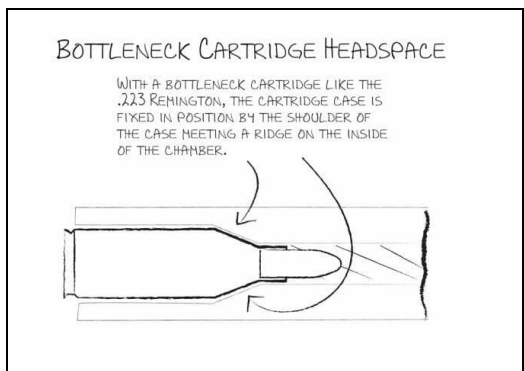
Anyway, a cartridge case has to be a little bit smaller than the chamber of the gun so it can be inserted and then extracted after firing, so there is a little bit of wiggle room. Additionally, when a cartridge is ignited, it expands in two directions – *on purpose*. First, the cartridge case expands outward towards the sides of the chamber. This creates a seal and a fair degree of friction that helps keep the case in the chamber along with the forward pressure of the breech face. Second, the case base stretches vertically towards the breech face, but just a bit. So you also might think of headspace as more or less the amount of front to back wiggle room.

If there is too much wiggle room, then the case may stretch more than it's supposed to. That can lead to things like failures to fire because of light primer strikes, a case rupture or even a case head separation. Those are bad things as they both result in high-pressure hot gas coming out the sides and/or bottom of the cartridge case. On the other hand, too little headspace means that the space defined by the chamber and the breech face is smaller than the cartridge, so the bolt may not close, or the gun may not go fully into battery.

Technically speaking, headspace is not a measurement of the “free space” but rather a distance from the breech face to different points depending on the type of cartridge in question. Some calibers measure headspace from the breech face to the cartridge rim, others to the cartridge mouth, and so on. Different types of cartridges are positioned in the chamber in different ways. Let's take a quick look at the three major types of headspacing.

## Types of Firearms Headspace

<p>STRAIGHT WALL CARTRIDGE HEADSPACE</p> <p>THE END OF THE CARTRIDGE CASE MOUTH PRESSES UP AGAINST A RIDGE LIKE THIS IN THE CHAMBER OF THE GUN TO SET THE "DEPTH" OF THE CARTRIDGE.</p> 	<p><b>Straight wall pistol cartridges are positioned by the cartridge case mouth pressing up against a ridge in the chamber.</b></p>	<p>RIMMED CARTRIDGE HEADSPACE</p> <p>THE CARTRIDGE IS HELD AT THE RIGHT POSITION BY THE RIM ON THE CARTRIDGE ITSELF, WHICH BUTTS UP AGAINST THE BARREL AT THE REAR OF THE CHAMBER.</p> 	<p><b>Rimmed cartridges are positioned by the rim of the cartridge case preventing the case from moving further into the chamber.</b></p>
---	--	---	---



Rimless bottleneck cartridges are positioned by the shoulder of the case pressing into the chamber itself.

There are some minor variances, but for the most part, these are the primary methods that help determine headspace.

## A Headspace Example

Anyway, let's take a look at how we verified that the rifle we built has proper and safe headspace. While the specifics of exactly how to use gauges vary a bit by rifle type, the concepts are the same for making sure that there isn't too much or too little headspace.





*After cleaning the bolt and chamber, remove the extractor and ejector before testing headspace.*

On an AR-15 rifle, there are a couple of things you need to do before checking the headspace. First, clean the chamber and bolt thoroughly, so any built-up carbon or grime doesn't give you false measurement readings. Second, since the ejector and extractor extend forward of the bolt (breech) face, you'll need to remove those. That allows you to observe any excess pressure required to operate the bolt with the chamber gauge installed. We want to see how the bolt closes on headspace gauges without anything getting in the way to provide additional resistance.

We're going to use a set of **headspace gauges for the AR-15**. The set consists of two different chamber inserts, a GO gauge, and a NO GO gauge. OK, so if we get nitpicky, the ones I used are actually MIN and MAX gauges which specify the minimum and maximum NATO chamber sizes for 5.56, but the idea is similar.



*Always remove the ejector and extractor before checking headspace.*



With the GO or MIN gauges in the chamber, the bolt should close with just a little pressure. You can see the bolt carrier fully inserted into the upper receiver.

The GO gauge tells you if the chamber has enough, or more than minimum headspace. When you insert the GO gauge and close the bolt, it should close and fully engage with minimal pressure. If it's tight or requires force to close, then your headspace is at or below spec. In other words, the chamber is too short from breech face to the shoulder

With the NO-GO or MAX gauge installed, the bolt should not close at all.

The NO-GO gauge tells you if you have excessive headspace. When you insert this gauge and try to close the bolt, it should NOT close.

On an AR rifle like our custom build shown here, the bolt locking lugs should not rotate at all. That's because the NO-GO gauge is basically a cartridge that's deliberately made too long. If your bolt closes on this, then there is too much room in your chamber and too much headspace. While we can't get into all the nitty gritty here, if you have a Colt rifle and it closes on the NO-GO gauge, you may be OK as some Colt chambers are oversized. If you fit in this category, you may need to check your configuration using a maximum headspace or field headspace gauge.



## When Should You Check Rifle or Headspace?

New, **factory assembled rifles and uppers** from reputable manufacturers are checked for safety at the factory, so unless you're an exceptionally cautious type, there's no need to do it yourself. However, a used rifle should always be checked since you have no way of knowing its history and who did or did not do work on the gun. Also, any time you change a bolt or do work on a bolt or barrel, such as a barrel or barrel extension replacement, you should recheck the headspace.

And there you have it. Once you get the idea of how GO and NO-GO gauges work, it's a straightforward concept.



- **Wisconsin Firearm Owners** gives you a voice in Madison to protect your Second Amendment Rights.
- We are the only **NRA** State Chartered Association in Wisconsin.
- **WFO** and the **NRA** led the lobbying efforts for Right to Carry and The Shooting Ranges Protection Act.
- **WFO** provides Club and Range support for those looking to expand and improve their ranges.
- As your **NRA** and **CMP** State Association, **WFO** sanctions State Championships for multiple shooting disciplines.
- Our lobbying efforts have helped to clean up Wisconsin's handgun restrictions.
- Advancing hunter rights and mentored hunting in Wisconsin.

JOIN US TODAY TO HELP PROTECT YOUR GUN RIGHTS. [www.wisconsinforce.org](http://www.wisconsinforce.org)

## WISCONSIN FIREARM OWNERS

RANGES • CLUBS • EDUCATORS

### MEMBER TYPE:

#### Individual:

- Annual \$20  
 Life \$250  
 Junior Membership FREE (under 18)

#### Club or Business:

- Regular Annual \$30  
 Patriot Annual \$250

Name: \_\_\_\_\_

Address: \_\_\_\_\_

Email: \_\_\_\_\_

Phone: \_\_\_\_\_

DOB: \_\_\_\_/\_\_\_\_/\_\_\_\_

Payment:  Check  Paypal (Online Only)

#### Mail To: Wisconsin Firearm Owners

PO Box 130  
Seymour, WI 54165

I certify that I am not now, and never have been, a member of any organization which has in any part of its program, the attempt to overthrow the government of the United States by force or violence, and that I have never been convicted of a felony, crime of violence, or misdemeanor domestic violence, and I am not otherwise prohibited from owning firearms. If admitted to membership in Wisconsin Firearm Owners, Ranges, Clubs & Educators Inc. I will fulfill the obligations of good sportsmanship, and I will uphold the Constitution of the United States of America and the Second Amendment thereto.

Signature \_\_\_\_\_

Date \_\_\_\_\_

\_\_\_\_\_/\_\_\_\_\_/\_\_\_\_\_ Donations to Wisconsin

FORCE are not refundable or transferable and are not tax deductible as charitable contributions for tax purposes.

