

Check us out on our web site at: <https://www.wisconsinforce.org/>

Check us out on Facebook @ Wisconsinforce

October 15, 2018

Upcoming Events

Minneapolis Rifle Club, MN

Olympic 50 meter "Free
Pistol" Matches

October 20, November 17 and
December 15, 2018

North Star Rifle Club, MN

Long Range Tactical Match

December 1, 2018

Racine, WI

CMP Garand B

December 8, 2018

KNOB HILL SPORTSMAN
CLUB WADENA, MN 56482

Bullseye: Wadena 1800
pistol match

January 27, 28 2019 & March 3, 4
2019

See Calendar on web page for
other events:

<https://www.wisconsinforce.org/>

CONSERVATION CLUB KENOSHA COUNTY



Since 1928 the business and purpose of CCKC shall be the preservation of game, game fish, birds and all natural resources and the promotion and preservation of the shooting sports; to procure the enactment of conservation law ensuring a better protection and management of game, fish, birds and natural resources; to promote cooperation by education and publicity in the proper enforcement of game laws and to provide means and opportunity for closer unity and fellowship among sportsmen,

nature lovers and conservation-minded people. To promote and encourage the replenishing of our game coverts with game and the waters of our rivers and lakes with fish; to assist in feeding and preservation of wild life in case of emergency and to carry on a campaign of education to acquaint the public with our state's conservation program and the desirability of protecting our wildlife.

The Bristol Shooting Ranges are a subsidiary of CCKC and are a collection of open-air ranges operated throughout the year. Shooting activities are coordinated by experienced Range Officers ensuring an enjoyable and safe time for everyone. Various leagues and activities shoot during the year including an indoor archery league during the winter, outdoor 3D archery, trap, skeet, bullseye, action pistol, cowboy, and high-power rifle matches during the summer. There are several picnic areas and playground equipment are available so that a visit to the Bristol Ranges can be a full-day family outing.

For more information on CCKC go to: <http://bristolranges.com/Home.html>





Story by James Melville



As most of you know I am a High-Power shooter and I like to practice a lot. My son Bryan and I would practice a quite a bit at our range Eau Claire National Rifle Club. Last year Bryan was going to school and would not have much time to practice with me and if you ever shot high power at a pit range it makes it a lot easier if you have someone pulling pits for you. So, I decided to look in to getting one of the electronic systems and went with the Bullseye because of the price. It was around \$500 for the long-range system (up to 1000 yards).

When I first got it, I found I could not see shots in the black. At first, I thought it was a waste of money. Then my son talked to another shooter that used one and told him to use shoot and see targets. So, I found some that would fit the 12-inch black of a 200-yard target and went to the range a tried it. This worked great. For 600 yard I found some that go out to the 9 ring. Unless you are in hard wind for me this works good too.

I also coach Junior High-Power at our club and this made it much easier. You get instant feedback, don't have worry about what the other kids are doing in the pits and speeds up practice with no pit changes. One big drawback to this is the kids don't get much experience in the pits. When it comes to matches they struggle in the pits.



Bullseye has a very good warranty! This spring my son bought a new palma rifle and new sights. He decided to go to the range and sight it in. To make a long story short he ends up shooting the Bullseye camera 3 times. So, I thought I had the 2-year replacement if it gets shot. Well the is what I had was the 2-year manufacturer's warranty. The person on the phone talked to his manager and said if I bought the replacement guarantee now and this is after 1 year they would replace it for me. The cost was \$29.95 for the replacement guarantee. That is what I did and two weeks later I had a new camera.

For the price and the customer service I think it is a great deal for someone shooting alone or coaching. The is it does not keep score, but that is not a big deal and for coaching kids are not getting pit experience like they should. I would definitely recommend it.

WISCONSIN FIREARM OWNERS

RANGES • CLUBS • EDUCATORS

Photo Contest

Send in your best pictures to me at: james@wisconsinforce.org

If they are good enough, I will showcase them in the Trigger.

Please send a caption of who took the picture, place taken and maybe a short story.



Picture taken by: Rob Kovach at Beloit Rifle Club State Pistol match

Send me your Photo and if they are good enough I will put them in the Trigger. I look forward to seeing what you have.



Contact Info:

Officers

President-Mike Stewart: president@wisconsinforce.org

Vice President-Dave Holub: dave@wisconsinforce.org

Treasurer- Kaleb Hall: kaleb@wisconsinforce.org

Secretary- James Melville: james@wisconsinforce.org

Board of Directors

John Durhan: john@wisconsinforce.org

Dale Anhalt: dale@wisconsinforce.org

Sara Holub: sara@wisconsinforce.org

Paul Reynolds: preynolds@new.rr.com

Jim Schonke: jim@wisconsinforce.org

Jeff Rowsam: jeffr@wisconsinforce.org

Brady Westling: brady@wisconsinforce.org

News from the Board

Next Board of Directors Meeting December 8, 2018

There will be four WFO board positions up for election in 2019. If you are interested send your bio into one of the board members by November 1st! We are also looking for nominees for the following: Club of the year and Member of the year.

Email all Bios and Nominations to james@wisconsinforce.org

Help us protect your second amendment rights in Wisconsin! Join Wisconsin Firearm Owners, Ranges-Clubs-Educators today!

This is cheap insurance to assure your gun, range, hunting, self-defense rights and your Freedom in Wisconsin.

Wisconsin Firearm Owners is 100% volunteer organization.

Legislation Committee Update

Hello from chairman Dale Anhalt

It has been a great summer with all the inactivity at our capital in Madison. I want to state that the fall election is around the corner and all of members of this important organization have to exert all of your influence to friends, family, coworkers for a turn out and vote.

Know the candidates that are running, talk with them, write, most important educate yourself. We need to take the lead.

Respectfully Dale Anhalt: www.wisconsinfamilycouncil.org www.wisconsinvote.org
www.ontheissues.org



Palma Alliance™

You are cordially invited to join the **Palma Alliance™!**

Founded in 2017, we are a coalition of prone shooters who have banded together to make prone shooting great again. The Alliance is made up of brave men and women who have sworn a solemn blood oath to shoot only Palma Rifles with iron sights and 155-grain bullets (sub-82gr bullets for .223) for Long Range and Mid-Range Prone matches – the way God intended it.

As the 2019 World Long Range Championship approaches, we feel that this strategy will help prepare prone shooters for the unique challenges associated with shooting this platform in international competition.

Membership in this prestigious club is free, and all members will receive limited edition commemorative "**PALMA ALLIANCE™**" stickers to proudly display on their rifles. In addition to the free sticker, all member names will be forever etched in granite on the hallowed walls of Valhalla. The names of these heroes will ring out through all eternity.

Do you have what it takes?

To join the Palma Alliance™: Send your email, name and address to Erik Rhode: erhode_1@charter.net

Official "**Palma Alliance™**" polos and t-shirts are now available for purchase!

Stay up-to-date and follow the official [Facebook Page](#) of the **Palma Alliance™**.

2018 Midwest Palma Palma Alliance



WISCONSIN FIREARM OWNERS

RANGES • CLUBS • EDUCATORS

- **Wisconsin Firearm Owners** gives you a voice in Madison to protect your Second Amendment Rights.
- We are the only **NRA** State Chartered Association in Wisconsin.
- **WFO** and the **NRA** led the lobbying efforts for Right to Carry and The Shooting Ranges Protection Act.
- **WFO** provides Club and Range support for those looking to expand and improve their ranges.
- As your **NRA** and **CMP** State Association, **WFO** sanctions State Championships for multiple shooting disciplines.
- Our lobbying efforts have helped to clean up Wisconsin's handgun restrictions.
- Advancing hunter rights and mentored hunting in Wisconsin.

JOIN US TODAY TO HELP PROTECT YOUR GUN RIGHTS. www.wisconsinforce.org

WISCONSIN FIREARM OWNERS

RANGES • CLUBS • EDUCATORS

MEMBER TYPE:

Individual:

- ___ Annual \$20
- ___ Life \$250
- ___ Junior Membership FREE (under 18)

Club or Business:

- ___ Regular Annual \$30
- ___ Patriot Annual \$250

Name: _____

Address: _____

Email: _____

Phone: _____ DOB: ____/____/____

Payment: ___ Check ___ Paypal (Online Only) _____

Mail To: Wisconsin Firearm Owners

PO Box 130

Seymour, WI 54165

I certify that I am not now, and never have been, a member of any organization which has in any part of its program, the attempt to overthrow the government of the United States by force or violence, and that I have never been convicted of a felony, crime of violence, or misdemeanor domestic violence, and I am not otherwise prohibited from owning firearms. If admitted to membership in Wisconsin Firearm Owners, Ranges, Clubs & Educators Inc. I will fulfill the obligations of good sportsmanship, and I will uphold the Constitution of the United States of America and the Second Amendment thereto.

Signature _____ Date ____/____/____ Donations to Wisconsin

FORCE are not refundable or transferable and are not tax deductible as charitable contributions for tax purposes.



WISCONSIN FIREARM OWNERS

RANGES • CLUBS • EDUCATORS

Junior Supporters



<https://www.friendsofnra.org/>



<https://kriegerbarrels.com/>



<http://www.nosler.com/>



<http://www.bruxbarrels.com/>



<http://www.vortexoptics.com/>



<http://www.hodgdonreloading.com/>



<http://www.halltitle.com/>



<http://www.wisconsintrigger.com/>

Wood County Rifle and Pistol Club

<http://www.wcrifle.org/>



<http://my.rclrc.net/index.php>

HOLUB MACHINE & REPAIR, LLC

<http://www.newhighpower.com/>

Central Wisconsin Gun Collectors Association

<http://www.centralwisconsin-gun.org/>

Chippewa Brass & Aluminum Foundry LTD.



<https://www.chippewafoundry.com/>



<https://bartleinbarrels.com/>



<https://www.sierrabullets.com/>

Your company could
be here.

Contact Dave Holub:
dave@wisconsinforce.org

Wisconsin Firearm Owners (WFO)

Mission

To promote and support the purpose and objectives of the National Rifle Association, while protecting and defending the Constitutions of the United States and the State of Wisconsin.

Securing Our Rights

The assaults on the rights of today's firearms owner have never been stronger. These attacks on our civil rights come from anti-hunting, anti-gun, and anti-civil rights organizations. We must stand together to preserve the rights guaranteed to all free citizens under the Second Amendment, the U.S. Constitution, and the Wisconsin Right to Keep and Bear Arms. WFO has a constant presence in Madison helping to ensure your voice is heard. Whether it is the right to self-defense, micro stamping or hunting regulations, we are involved. Combine your voice with that of thousands like you in Wisconsin; our united voice cannot be ignored.

Club and Range Support

We are the experts in the State advising the Wisconsin Department of Natural Resources, clubs, and businesses in upgrading, improving, and the design of ranges.

Competitions

Matches and events are listed on our calendar. Match Directors can also utilize our on-line registration. NRA discipline championships are authorized and promoted by WFO. **Please join us today!**



Cleaning brass- stainless steel media, dry media or ultrasonic cleaners?

February 13, 2017 Bill Marr Reloading 0



Loading your own ammunition is an important, if not necessary step in your path to becoming a master shooter.

Like many shooters, I started reloading handgun ammunition before rifle ammo. I mostly reloaded brass scavenged from the sand at the local range. I had a lot of time but a little bit of money. The weathered cases emerged from the loose sand in various states of cleanliness. As I would sort my newly acquired components, my hands would turn black. The dirty cases went into my small tumbler with some dry media and a couple of hours later looked good as new. It wasn't until I got into rifles that I started changing the way I cleaned brass.

This post will look at some of the different brass cleaning techniques.

WARNING: The reloading information is shown for informational purposes only. Consult appropriate load manuals prior to developing your own handloads. Rifleshooter.com and its authors, do not assume any responsibility, directly or indirectly for the safety of the readers attempting to follow any instructions or perform any of the tasks shown, or the use or misuse of any information contained herein, on this website.

Media tumbling. Perhaps the most common method for cleaning cases is using dry media in a vibratory tumbler. The media is typically corn cob or walnut shells and may or may not be treated with polish. When the process is done, the brass and media are typically separated in either a rotary tumbler or screen. Vibratory tumblers are fairly inexpensive and accessible on most budgets.

The first dry media I used was treated corn cob. The corn cob was coarse and the treatment made it a little sticky. I had enough of it get stuck inside of cases that I gave up on it pretty quickly and turned to walnut. The finer walnut media worked better for me. I would buy it dry and put a tiny bit of polish in it to get some great results.



Dry vibratory tumbling is great for large batches of pistol cases. The downsides became apparent when I moved into rifles. The dry media would often get stuck in flash holes if you decapped first and it didn't really lend itself to small batches of brass you'd commonly encounter when loading for a hunting rifle. Plus, after I had kids, I didn't like the idea of the contaminated dust circulating into my house from my basement reloading area.

Stainless steel media wet tumbling. Wet tumbling with stainless steel media (small pins) has been around a while but really took off a couple of years ago. Using a rotary wet tumbler, the brass, stainless steel media and water are mixed for a couple of hours for fantastic results. Some will even add a small amount of Lemishine and/or soap to the mixture. The results are mind boggling fantastic if you like super clean stuff, painstakingly fold your sock drawer, worked as an engineer for a clock company, and park far away from everyone in a parking lot to avoid scratches on your Volvo station wagon.



The wet mixture is separated after the brass is cleaned. The best way I've found to do this is to simply pick up each piece of brass and dump the media out of it. Sometimes the pins get stuck in the case mouth (my pins are the absolutely wrong size for 6.5mm or the flash hole. The brass then needs to dry. I use a cheap food dehydrator. Some of my friends just place it on a towel in the sun.

Most shooters who use the wet stainless media method to clean brass decap prior to cleaning so their primer pockets look great. I've found this is also essential to allow the inside of the cases to dry in the dehydrator. Leaving the primer in place seems to give the water a place to hide with poor airflow and requires an inordinate amount of time to dry. [For a video that shows the process, click here.](#)

A wet tumbling set up will set you back a few hundred dollars, but if you like clean brass and a lengthy process, it is all you.

Ultrasonic cleaning. Ultrasonic cleaners use cavitation bubbles in a liquid induced by high pressure sound waves to clean brass. Typically ultrasonic cleaners are a little pricey and can pull double duty cleaning firearms. While the fouling and dirt is removed from a case that has been ultrasonically cleaned, the cases are not polished like the other two methods. I used to write load data with a black marker on my cases during load development, the ultrasonic process would not clean this off. I solved the problem by writing with a smaller marker directly on the bullets. Like the stainless steel wet media method, the cases need to be dried after cleaning. I use a food dehydrator for this as well. I think the ultrasonic method may be the best for small batches of brass. The unit I use has a fairly short cycle time and holds a reasonable number of cases.

Why not skip cleaning brass? When I started reloading, cleaning brass was a step. It didn't seem to be optional. Years later I'm talking to a bench rest shooter at the range who is loading in between strings and notice he isn't rodders of the sport and can get away with it, why can't cleaning his cases. It turns out a lot of bench rest guys don't clean their cases in between firings. Well if they are the hot



For the past few years, if my brass doesn't end up in the mud or loose sand, I'll skip the cleaning process. I'll just resize, prime, charge and seat the bullet. Guess what? Accuracy doesn't suffer. If you take a look around the site you'll notice a lot of the loaded cartridges shown are dirty (above).

What do you recommend? It really depends on your own individual needs.

A vibratory case tumbler and dry media is the least expensive and most common option and obviously works. If you don't mind handling the media and dust, go for it. I've always found it works exceptionally well for pistol brass.

Wet tumbling with stainless steel media provides fantastic results. The entire process requires more work than a vibratory tumbler or ultrasonic cleaner. The startup costs are relatively high, but the results are nothing short of astonishing. If you like shiny brass and spotless primer pockets, this may be for you.

Ultrasonic cleaners are easier to use than wet stainless media; however, you still have to dry the cases (which aren't as clean). If I had to pick one, it would be my preferred cleaning method since I don't like the dust associated with a vibratory tumbler and dislike removing the stainless steel media from the cases. It is fairly straight forward but you still have to deal with water and drying cases.

Often I'll forgo the cleaning process entirely and it doesn't bother me one bit. For some reloaders this may be heresy, but I have noticed zero effect on precision. Take a look around the site, I've shot some outstanding groups with dirty brass.

Whichever method you choose, as long as it ends up working for you and meeting your needs, it is the right choice.

NRA WISCONSIN STATE CONVENTION



Invited Guests Include:

Wisconsin Governor Scott Walker

U.S. Congressman Sean Duffy

NRA President Oliver North

Past NRA President David Keene

Wisconsin State Senator Tom Tiffany

Wisconsin State Assemblyman Pat Snyder

Brett Simon

Nat. Manager, NRA Education & Training Div.

Joe Logar

Nat. Manager, NRA Adaptive Shooting Program

Tim Fisher

NRA Director of Planned Giving

Chad Franklin

NRA Central Region Director, NRA Field Ops

Scott Jones

NRA/ILA Wisconsin Legislative Liaison

Suzanne Anglewicz

NRA/ILA Wisconsin Grassroots Coordinator

Susan Trnka

NRA Office of Advancement

Sheila Brantley

NRA School Shield

Hon. Steven Gibbs

Chippewa County Circuit Court Judge
and former NRA Referral Attorney

FREE Seminars include:

NRA/ILA Grassroots Movement
Get involved!

Funding The Future

NRA Certified Instructors: Role, Future
Challenges, Adaptive Shooting Program

Guns Clubs and the Law:

Is Yours a Community Asset or a Liability?

Planned Giving: Wills, Taxes, Ext.

Hunters' Leadership Forum

NRA School Shield

Join us and fellow PATRIOTS for the
13th ANNUAL

NRA STATE CONVENTION

January 25, 26, 27, 2019



CENTRAL WISCONSIN
CONVENTION+EXPO
CENTER

<http://cwconventionexpo.com/>

10101 Market Street, Rothschild, WI 54474

And Bob & Rocco Gun Show!



For **ON-SITE** lodging under the same roof:



use Group Code: NRA

Phone 715-355-1111

Rooms blocked for NRA until

December 26 2018



Is the sun rising or setting on our great republic?

It's up to YOU!



NOW MORE THAN EVER!

"We must all hang together,
or assuredly we shall all hang separately."

...Benjamin Franklin

Sponsored in part by

Central Wisconsin Gun Collectors Association

Bob & Rocco Gun Shows

Lowe Manufacturing Inc., Viola, WI

FRIENDS OF
NRA ONE TEAM. ONE VOICE. ONE VISION.
THE FUTURE OF FREEDOM.

For more information, contact Scott at (715) 873-3360 or staetsch@nraho.org

9/2018

EVENT REGISTRATION FORM

NRA WISCONSIN STATE CONVENTION

Friday-Saturday-Sunday, January 25, 26, & 27, 2019

Bob & Rocco Gun Show Hours: Friday: 3-9, Sat.: 9-5, Sunday: 9-3

Central Wisconsin Convention Center, 10101 Market Street, Rothschild, WI <http://cwconventionexpo.com/>

PLEASE PRINT

Name: _____ Address: _____

City: _____ State: _____ Zip Code: _____

Phone #: (____) _____ - _____ Email Address: _____

(If using credit card below; Your address, email, and phone # is REQUIRED)

FRIDAY SEMINAR

Reserve ASAP! Limited Seating

____ Please reserve ____ SEATS FOR: **3PM: NRA School Shield - PENDING CONFIRMATION** _____ **FREE** _____

____ Please reserve ____ SEATS FOR: **7PM: STATE FUND COMMITTEE GRANT REVIEWS** _____ **RESTRICTED** _____

CHECK ONE: ____ I am a voting representative for team # WI-____ -or- ____ I am a guest approved by Field Rep.

SATURDAY SEMINARS

Reserve ASAP! Limited Seating

____ Please reserve ____ SEATS FOR: **8AM: NRA/ILA Grassroots Workshop and Updates** _____ **FREE** _____

____ Please reserve ____ SEATS FOR: **9AM: Funding The Future Workshop: Improving Your Event** _____ **FREE** _____

____ Please reserve ____ SEATS FOR: **11AM: NRA Certified Instructors Updates, Adaptive Shooting** _____ **FREE** _____

____ Please reserve ____ SEATS FOR: **1PM: Shooting Ranges: Legal Updates, Loopholes and Pitfalls** _____ **FREE** _____

____ Please reserve ____ SEATS FOR: **2PM: Planned Giving: Estate Planning, Wills, and Major Gifts** _____ **FREE** _____

____ Please reserve ____ SEATS FOR: **3PM: NRA Hunters Leadership Forum: Protecting the Future of Hunting** _____ **FREE** _____

5PM SATURDAY EVENING BANQUET

Reserve ASAP! Limited Seating

All event and raffle tickets will be available at the door the night of the event or by calling below contact

____ Please reserve ____ Event Tickets at \$50.00 each (* Table of 8 = \$400) \$ _____

Reserve the table of 8 in the name of: * _____

ALL tickets ordered on this form will **ONLY be given to this person!*





**Must include ALL names and addresses of table attendees on back of this form!*

____ Please reserve ____ **\$200.00 Friends Bucket Raffle Tickets for \$100.00 each (January 21 Deadline)** \$ _____

____ Please reserve ____ **\$800.00 Friends Bucket Raffle Tickets for \$350.00 each (January 21 Deadline)** \$ _____

____ I can't make it but keep me on the mailing list. Here is my donation to the cause: \$ _____

____ Enclosed is my check (Payable to: Friends of NRA) in the amount of: \$ _____

____ Charge my Credit Card: (circle)     in the amount of: \$ _____

_____ -- _____ -- _____ Exp Date (Month/Yr) ____/____ Sec. Code: _____

SIGNATURE: (REQUIRED for credit card usage): _____

COPY & MAIL THIS PAGE TO:

NRA Convention
POX 157
Gleason, WI 54435

FOR MORE INFO CONTACT:

Scott @ 715-873-3360 staetsch@nrahq.org

For more information, contact Scott at (715) 873-3360 or staetsch@nrahq.org